

# OZONE MODULE

Model : AOT-A-1500

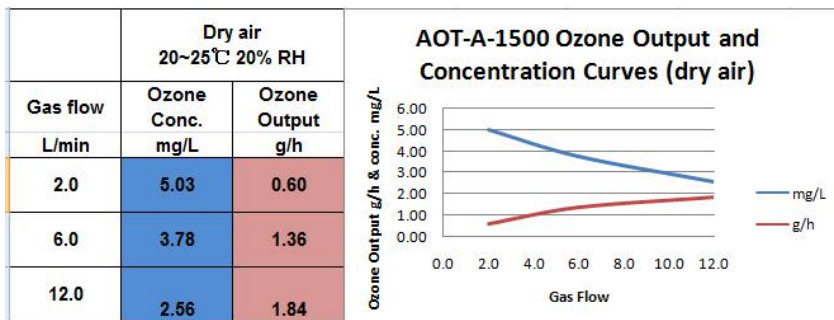


Thank you for purchasing our product! This operation manual contains specification, performance curve, Safety, Attention, FAQ, Maintenance etc. To ensure your efficient use of the module, please read this operation manual carefully before operating.

## ◆ Specification :

Model No	AOT-A-1500
Ozone Output	1500 mg/h at 6.0L/min dry air (20-25°C, <20% R.H)
Input Voltage	220V AC (110VAC optional)
Rated Power	< 30W
Generating Method	Corona discharge
Mechanical Part	304 S.S electrode and quartz tube
Size	108 x 40 x 40 mm (Generator) 113 x 48.3 x 31.2 mm (Electronic)
Weight	0.6 kg/pc

## ◆ Performance curve:



## ◆ Safety:


- A. This unit generates very high voltages. Do not **dismantle** or **touch** it unless the power supply is disconnected;



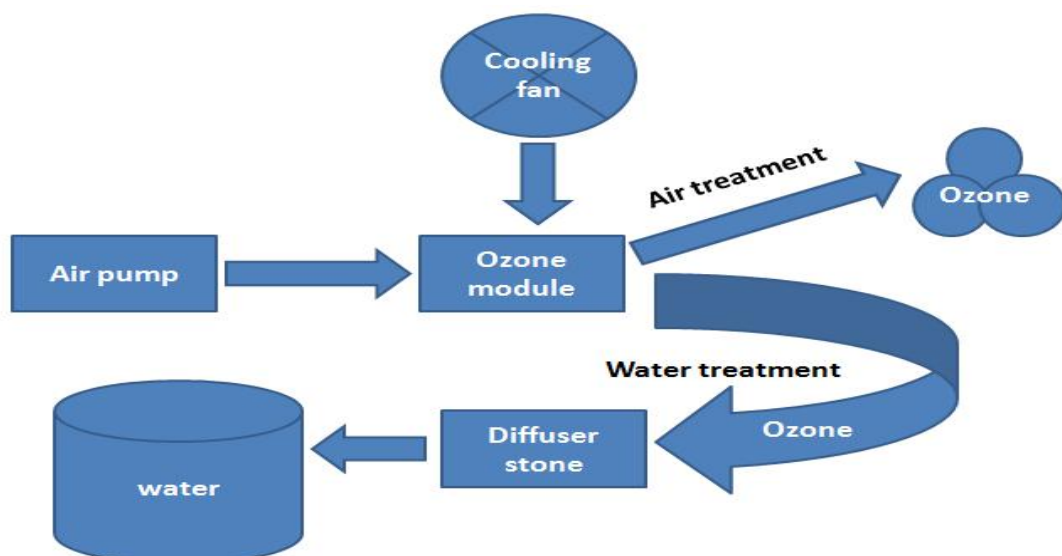
- B. The Aluminum part and the central electrode of the generator are with high voltage which could be 4KV. Do **isolate** this part to metal or any surface that would possibly lead to a conductivity while installing or testing the unit;
- C. Any servicing or maintenance should only be carried out by approved and qualified personnel;
- D. All installations should only be carried out by qualified electricians.

◆ **Attention:**

- 1. There are 3 types gases can be used for ozone generation: Ambient air, dry air and oxygen;
- 2. When use this unit, you should have power adaptor, cooling fan, air pump or venturi, silicone tube, check valve, ect;
- 3. Ozone module introduction:



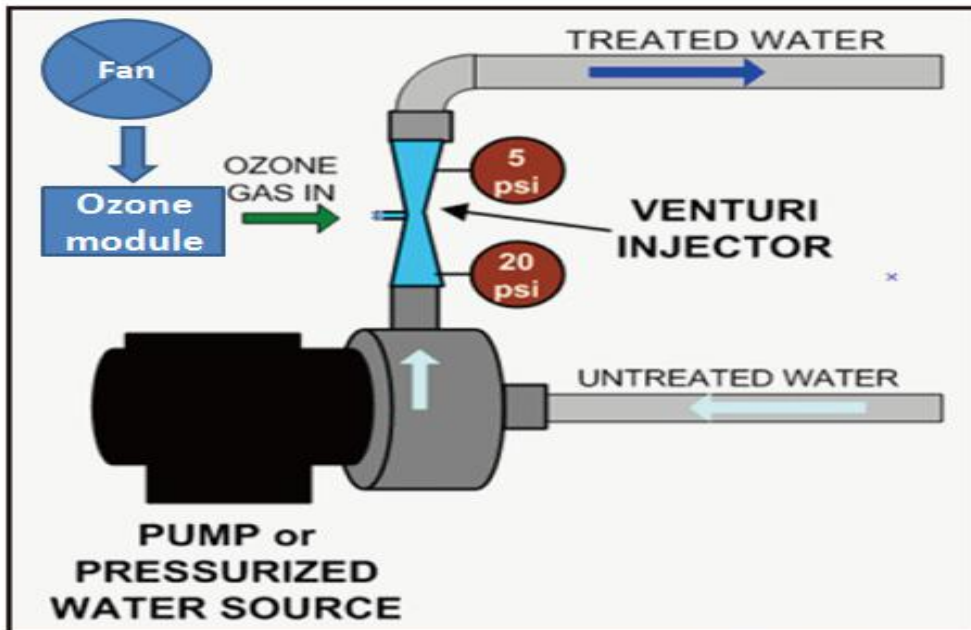
- 4. Air pump system: for air /water treatment  
 Air pump for water treatment system, bubble diffusers(similar to a fish tank air stone) are a popular , inexpensive method to inject ozone into water, the ozone gas transfer area occurs immediately at the interface between the ozone bubble surface and the surrounding water. As the ozone bubble risesm the gas at the bubble edge will transfer into the water. Using a diffuser requires enough pressure to overcome the height of the water and any restriction in the diffusers due to hole size.  
 Drawing below:



5. Venturi system: for water treatment

A more popular method for delivering ozone is through the use of venturi injectors. Venturi injectors work by forcing water through a conical body. This action creates a pressure differential between the inlet and outlet ports, which results in a vacuum inside the injector body. This vacuum causes rapid ozone suction through the suction part. Essentially, ozone gas is dissolved into the water.

Drawing below:



**Venturis require a constant pressure differential to initiate ozone injection (15 PSI in this example).**

◆ **FAQ:**

No ozone comes out when power on?	A. Swift of the power, check if the connection of each part is in good condition or not;
	B. Check if gas feed normal or not;
	C. Check if the Electronics part of the ozone module is broken or not.
Ozone leakage?	A. Check the tube exhaust gas normal or not;
	B. Check the tube connection well nor not;
	C. Check if the quartz tube of the ozone generator module is broken or not.

◆ **Maintenance service:**

This ozone module is warranted to be free from all defects in material in normal use for a period of (1) year from date of purchase. Any damages or malfunctions caused by negligence, abuse, or not operate in accordance with the User's Manual are not covered by this warranty. Also, any defects or damages caused by unauthorized service is not covered.